

THIS DRAWING IS UNPUBLISHED. RELEASED FOR PUBLICATION
 © COPYRIGHT BY TYCO ELECTRONICS CORPORATION. ALL RIGHTS RESERVED.

LOC	DIST	REVISIONS					
FT	0	P	LTR	DESCRIPTION	DATE	DWN	APVD
		A		REVISED PER 0G3B-0007-05	1/14/05	SS	SRY

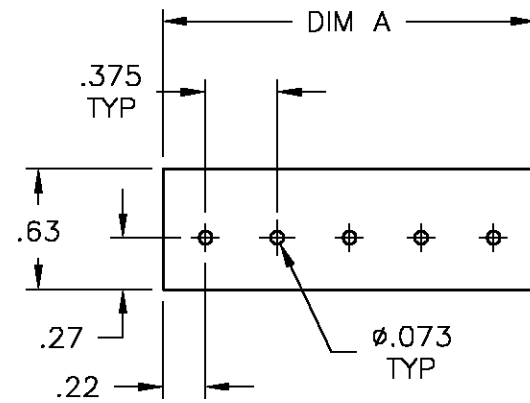
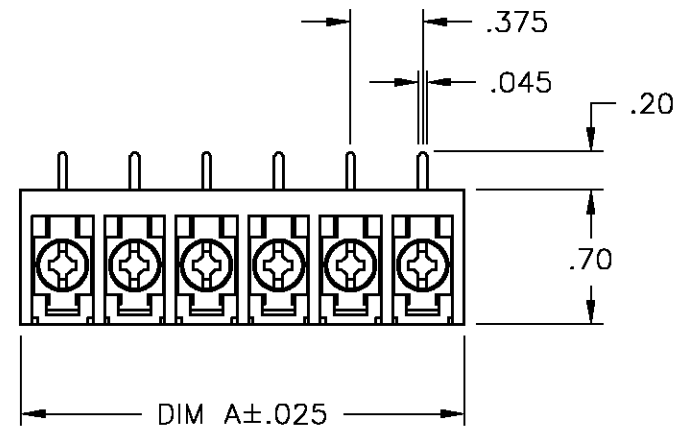
NOTES:

MATERIAL:
 HOUSING: THERMOPLASTIC, UL94V-0 BLACK.
 TERMINALS: COPPER ALLOY, BRIGHT TIN PLATED.
 SCREWS: 6-32, STEEL, ZINC PLATED WITH CLEAR CHROMATE.
 UNLESS OTHERWISE NOTED.

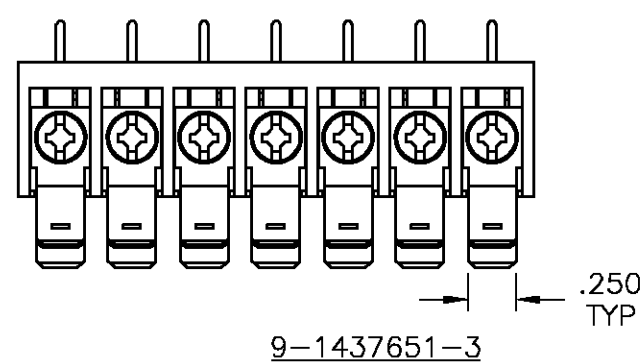
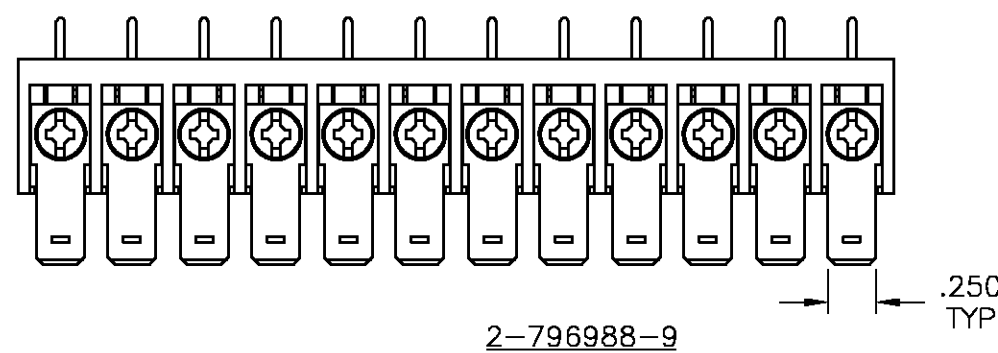
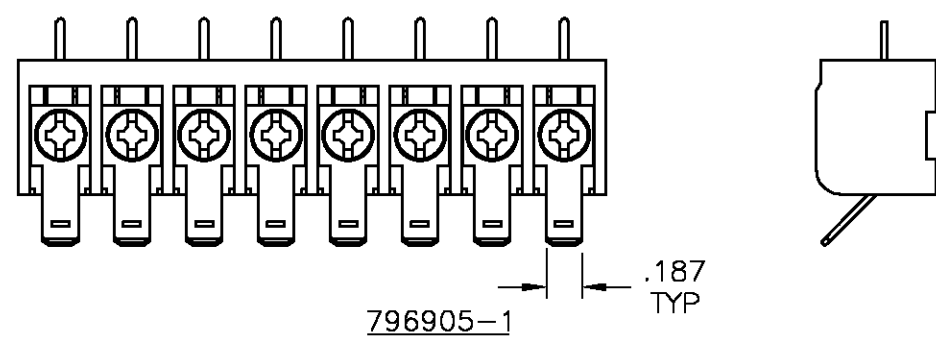
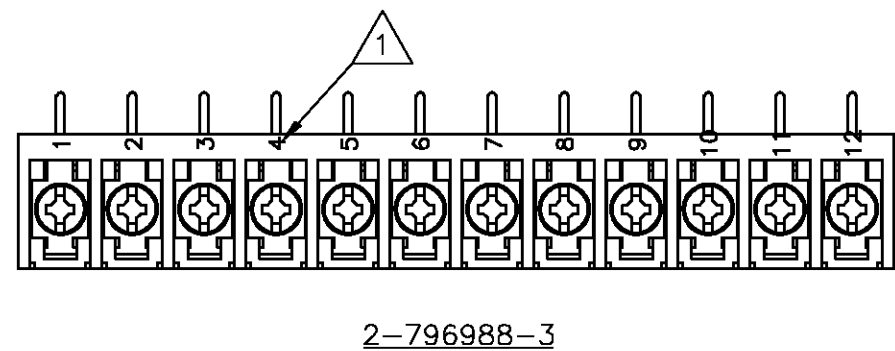
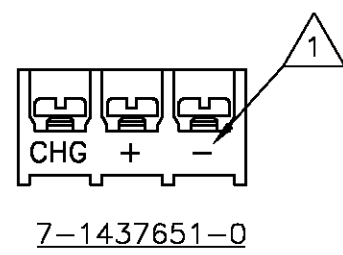
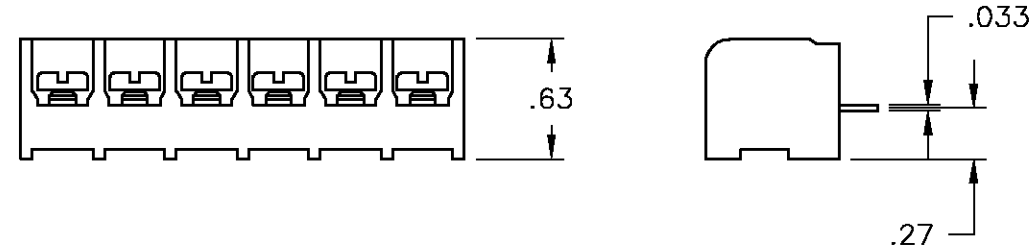
ELECTRICAL:
 MAXIMUM CURRENT: 25A.
 OPERATING VOLTAGE: 300V.
 WIRE RANGE: 12-22 AWG.
 RECOMMENDED TIGHTENING TORQUE: 7 IN.-LBS.

ENVIRONMENT:
 OPERATING TEMP.: +105°C

- ⚠ MARKED WITH WHITE PERMANENT INK.
- ⚠ SCREWS ARE NICKEL PLATED BRASS.



RECOMMENDED PCB LAYOUT



11.311	30	6PCR-30-007	796905-3
10.936	29	6PCR-29-007	796905-2
10.561	28	6PCR-28-007	4-1546158-2
10.186	27	6PCR-27-007	3-1546399-2
9.811	26	6PCR-26-007	3-1546399-1
9.436	25	6PCR-25-007	3-1546399-0
9.061	24	6PCR-24-007	2-1546399-9
8.686	23	6PCR-23-007	2-1546399-8
8.311	22	6PCR-22-007	2-1546399-7
7.936	21	6PCR-21-007	2-1546399-6
7.561	20	6PCR-20-007	2-1546399-5
7.186	19	6PCR-19-007	2-1546399-4
6.811	18	6PCR-18-007	2-1546399-3
6.436	17	6PCR-17-007	2-1546399-2
6.061	16	6PCR-16-007	2-1546399-1
5.686	15	6PCR-15-007	2-1546399-0
5.311	14	6PCR-14-007	1-1546399-9
4.936	13	6PCR-13-007	1-1546399-8
4.561	12	6PCR-12-1381	2-796988-3
4.561	12	6PCR-12-1382	2-796988-9
4.561	12	6PCR-12-007	1-1437652-4
4.186	11	6PCR-11-007	1-1546399-7
3.811	10	6PCR-10-007	1-1546399-6
3.436	9	6PCR-09-007	1-1546399-5
3.061	8	6PCR-08-003	3-1546158-4
3.061	8	6PCR-08-1383	796905-1
3.061	8	6PCR-08-007	3-1546158-3
2.686	7	6PCR-07-014	9-1437651-3
2.686	7	6PCR-07-007	9-1437651-2
2.311	6	6PCR-06-007	8-1437651-8
1.936	5	6PCR-05-007	1-1546399-4
1.561	4	6PCR-04-007	7-1437651-8
1.186	3	6PCR-03-1224	7-1437651-0
1.186	3	6PCR-03-007	1-1546160-9
.811	2	6PCR-02-003	2-1546158-6
.811	2	6PCR-02-007	6-1437651-3
DIM. "A"	NO. OF POS.	CATALOG NUMBER	TYCO PART NO.

SEE FIGURE ⚠
 SEE FIGURE ⚠
 SEE FIGURE ⚠
 SEE FIGURE ⚠
 SEE FIGURE ⚠
 SEE FIGURE ⚠
 SEE FIGURE ⚠

6-1437651-3

THIS DRAWING IS A CONTROLLED DOCUMENT		DWN	S SCHLEGEL	5/21/04
DIMENSIONS: INCHES		CHK	S YODER	5/21/04
TOLERANCES UNLESS OTHERWISE SPECIFIED:		APVD	S YODER	5/21/04
0 PLC	± -	PRODUCT SPEC		
1 PLC	± -	APPLICATION SPEC		
2 PLC	± .02	-		
3 PLC	± .010	-		
4 PLC	± -	-		
ANGLES	± -	-		
FINISH	-	-		
MATERIAL		WEIGHT	-	
-		SCALE	A2 00779	
-		CAGE CODE	C=6-1437651-3	
-		DRAWING NO	-	
-		RESTRICTED TO	-	
-		SCALE	NTS	
-		SHEET	1 OF 1	
-		REV	A	